
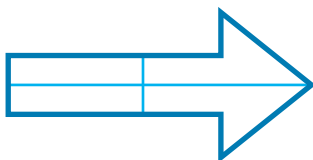




1) Have these shapes been split into fractions?



- Yes
- No



- Yes
- No



- Yes
- No



2) Complete the table.

Words	Fractions	Shape	Number Line	Quantities
one quarter	$\frac{1}{4}$			

3) Look at the images and tick to show if it is a unit or non-unit fraction.

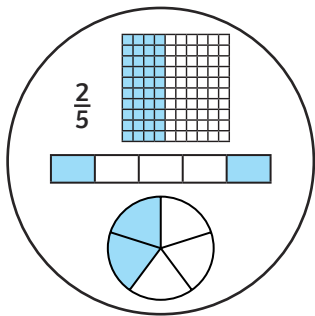
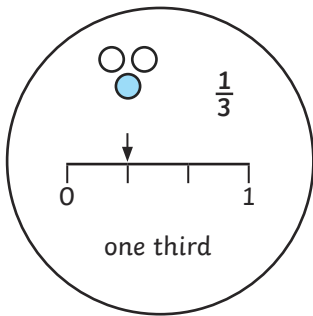
	Unit Fraction	Non-Unit Fraction
four fifths		

4) Look at these fraction bars. Label each part as a fraction.





1) Harry has sorted these fractions. Do you think he is correct? Explain your reasoning.




---



---



---

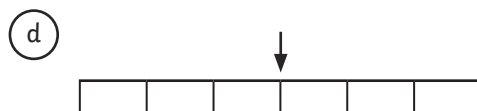
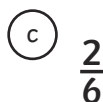
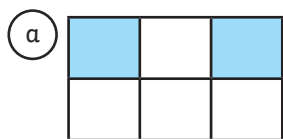


---



---

2) Which is the odd one out and why?




---


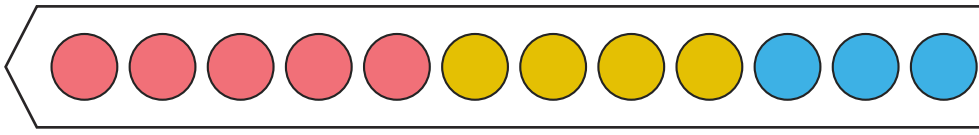


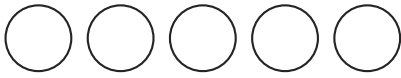
---

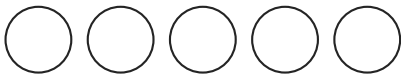
3) Look at the image below. Read the statements and complete the table.

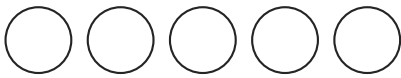
	Statement	True or False?
	The image represents $\frac{3}{4}$ .	
	The image represents two thirds.	
The image represents this fraction.		

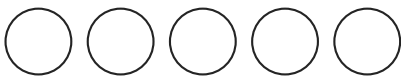
- 1) Rebecca has 5 red counters, 4 yellow counters and 3 blue counters. Rebecca uses 5 counters each time to make a fraction representation. Can you find 5 different representations she can make? The first one has been done for you. Remember to record a fraction for each colour used in each representation.












- 2) Read the statements and match the fraction representation to the correct child.



Craig

My fraction has a numerator of 4.



Lena

My fraction has a denominator of 4.



Fran

My fraction is a unit fraction.



John

My fraction has 2 parts shaded out of 4.



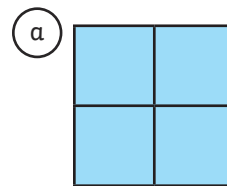
Raj

My fraction is a non-unit fraction with a denominator greater than 4.



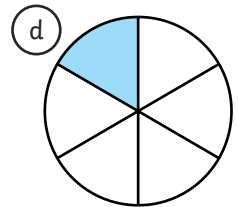
Cora

My fraction has an even numerator and an odd denominator.



b

$$\frac{4}{6}$$



f

two quarters