


# Year 5: Week 4, Day 5

## Temperature (2)


Each day covers one maths topic. It should take you about 1 hour or just a little more.

1. Start by reading through the **Learning Reminders**.




They come from our *PowerPoint* slides.

2. Tackle the questions on the **Practice Sheet**. There might be a choice of either **Mild** (easier) or **Hot** (harder)!  
Check the answers.



3. Finding it tricky? That's OK... have a go with a grown-up at **A Bit Stuck?**



4. Think you've cracked it? Whizzed through the Practice Sheets? Have a go at the **Investigation**...

ã Hamilton Trust

## Learning Reminders

Use negative numbers in the context of temperature; find differences between temperatures.

These are the temperatures recorded at a school weather station. When do you think they might have been recorded?

	Maximum temperature	Minimum temperature
Monday	7°C	-2°C
Tuesday	5°C	-3°C
Wednesday	1°C	-2°C
Thursday	2°C	-4°C
Friday	0°C	-5°C

What was the highest temperature recorded? And the lowest?

Monday  
Friday

On which day was there the greatest difference between maximum and minimum temperature? By how much did the temperature fall?

Monday  
9°C

Which day has the smallest difference between maximum and minimum temperature? What was the drop?

Wednesday  
3°C

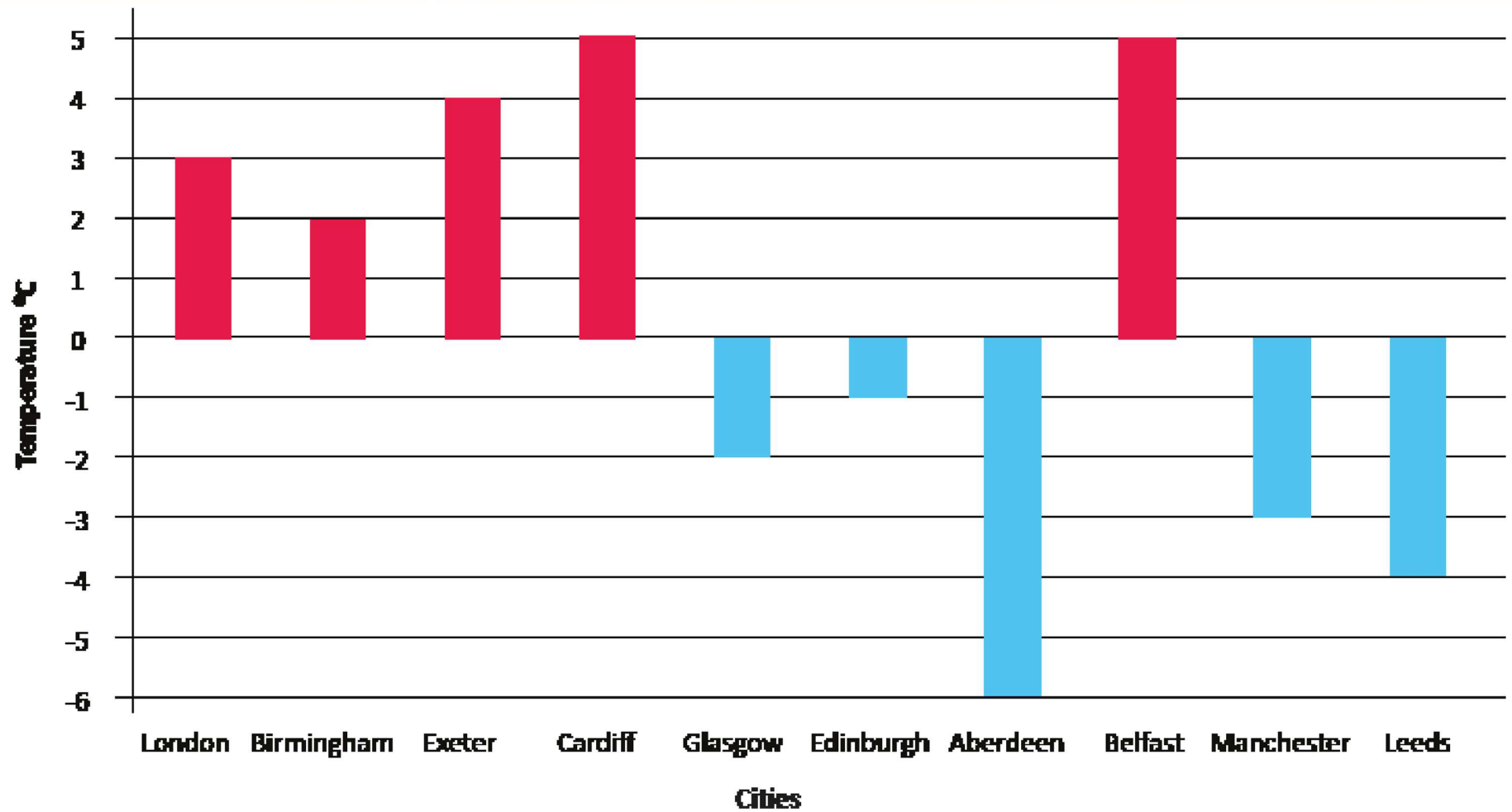


ã Hamilton Trust

## Practice Sheet Mild

### Comparing temperatures

A graph of temperatures in UK cities on one day in January



## Practice Sheet Mild

### A graph of temperatures in UK cities in January

Use the graph on the previous sheet to answer these questions:

1. Which was the coldest city?
2. Which was the mildest city?
3. Which cities had temperatures below freezing?
4. How much colder was it in Manchester than Belfast?
5. How much warmer was it in Birmingham than Edinburgh?
6. How much colder was it Leeds than Exeter?
7. How much warmer was it in London than Glasgow?
8. What was the difference in temperature between the mildest city and the coldest city?

#### Challenge

Find pairs of cities with a difference in temperature of  $6^{\circ}\text{C}$ .

## Practice Sheet Hot

### Negative numbers

1. At noon, the temperature was  $7^{\circ}\text{C}$ . By midnight the temperature had fallen by  $10^{\circ}\text{C}$ . What was the temperature at midnight?
2. On Monday the temperature in London was  $4^{\circ}\text{C}$ . In Aberdeen the temperature was  $-4^{\circ}\text{C}$ . What was the difference in temperature?
3. On Tuesday, the temperature in Birmingham was  $5^{\circ}\text{C}$ . It was 8 degrees colder in Glasgow. What was the temperature in Glasgow?
4. This table shows the maximum and minimum temperatures for a town in Finland:

Season	Maximum temperature	Minimum temperature
Winter	$3^{\circ}\text{C}$	$-23^{\circ}\text{C}$
Spring	$7^{\circ}\text{C}$	$-10^{\circ}\text{C}$
Summer	$19^{\circ}\text{C}$	$6^{\circ}\text{C}$
Autumn	$11^{\circ}\text{C}$	$-5^{\circ}\text{C}$

- a) Which season has the lowest minimum temperature?
  - b) Which of autumn or spring has the lowest minimum temperature?
  - c) What is the difference between the coldest and warmest temperatures in winter?
  - d) What is the difference between the coldest and warmest temperatures in autumn?
  - e) Which season has the biggest difference between the maximum and minimum temperatures?
  - f) What is the difference between the coldest temperature of the year and the warmest temperature of the year?
5. What is the difference between  $-5$  and  $7$ ?
  6. What is the difference between  $-10$  and  $6$ ?
  7. What is the difference between  $-4$  and  $4$ ?
  8. Write a pair of numbers, one negative and one positive with a difference of  $5$ .
  9. Write a pair of numbers, one negative and one positive with a difference of  $10$ .
  10. Write a pair of numbers, one negative and one positive with a difference of  $7$ .