

# Diving into Mastery – Diving

## Adult Guidance with Question Prompts

Children compare amounts of money. They start with pounds and pence separately, then a mixture of the two, with only the value of pounds or pence changing each time.

What does least/greatest/equal mean?

How can you find out which is the least/greatest?

What do you notice about these amounts?

How are they the same?

How are they different?




Which of these have the same value?

Can you think of another way of making the same value?

## Compare Money







Tick the least value.

 <input type="checkbox"/>	 <input type="checkbox"/>	 <input type="checkbox"/>
--	--	--

Tick the greatest value.

 <input type="checkbox"/>	 <input type="checkbox"/>	 <input type="checkbox"/>
--	--	--

Tick two that have equal value.

 <input type="checkbox"/>	 <input type="checkbox"/>
 <input type="checkbox"/>	 <input type="checkbox"/>

Can you find a different way of making the same amount?

# Diving into Mastery – Deeper

## Adult Guidance with Question Prompts

Children reason about whether comparison statements are true or false. They start with pounds and pence separately, then a mixture of the two, with only the value of pounds or pence changing each time.

What do the symbols  $<$ ,  $>$  and  $=$  mean?

How can we find out the total value of each set of coins/notes?

Is the statement true or false?

What mistake has been made?

What symbol should have been used?

What true money statements could you write using these symbols?

## Compare Money



Are these statements true or false?

	$>$	
	$=$	
	$<$	
	$=$	

Make 3 true statements using coins or notes with each of these symbols:  $<$ ,  $>$  and  $=$ .