


A Bit Stuck? What's special?

Work in pairs

Things you will need:

- A sheet of triangles
- Scissors
- Ruler
- Right angle measurer (e.g. the corner of a piece of paper or book)
- A Carroll diagram sheet
- Glue stick
- A pencil



What to do:

- Cut out the triangles.
- Take one and discuss where it belongs in the diagram.
- Once you are agreed, stick it in the correct place on the sheet.
- Repeat with each triangle, one at a time.

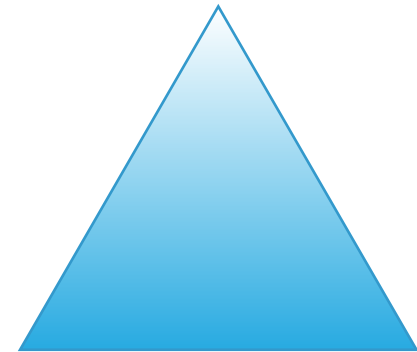
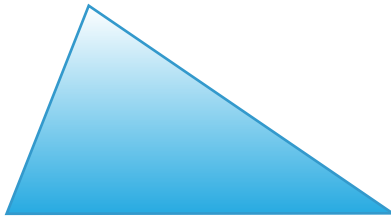

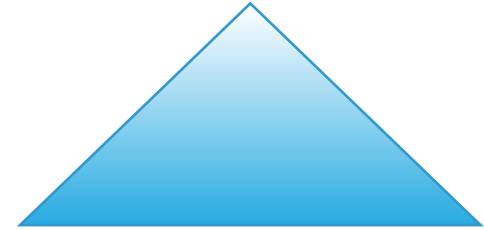
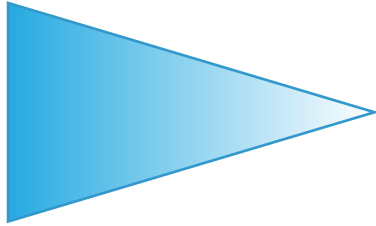
S-t-r-e-t-c-h:

Choose a different way to sort the triangles.

Learning outcomes:

- I can identify and describe properties of triangles.
- I can sort triangles according to their properties.
- I am beginning to find my own way to sort triangles.

**A Bit Stuck?
What's special?**



A Bit Stuck?
What's special?

	Symmetrical	Not symmetrical
Has a right angle		
Does not have a right angle		