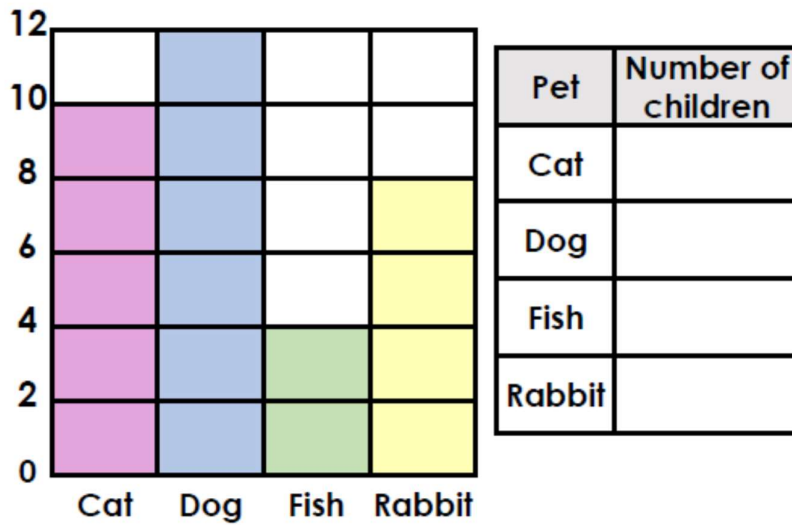


15.05.2020

L.O: To interpret block diagrams.

Complete the below activities.

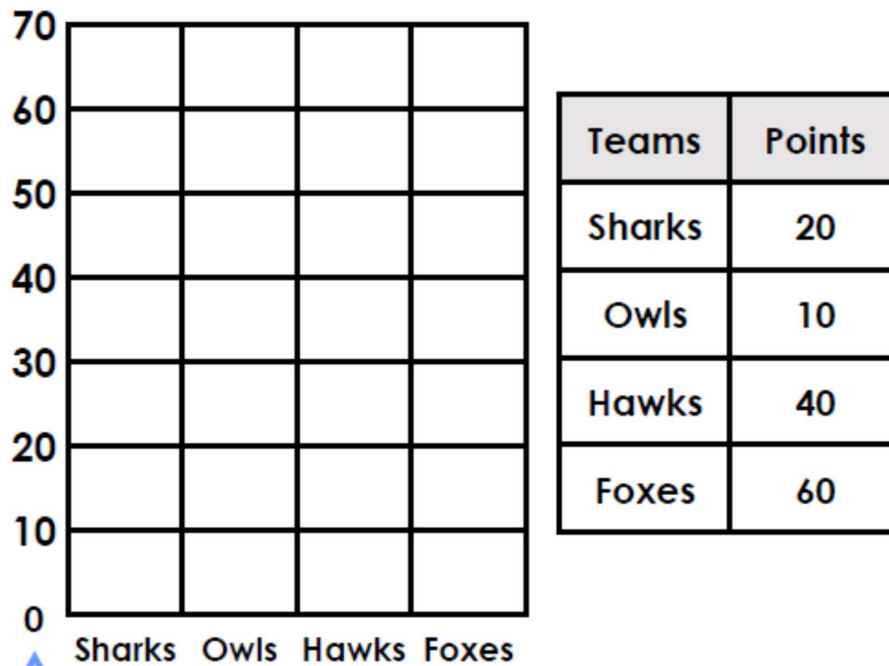
### 4a. Complete the table to match the block diagram about pets.



1 block =  children

VF

### 6a. Complete the block diagram to represent the data shown in the table.



15.05.2020

L.O: To interpret block diagrams.

Solve the problems below.

5a. Who is correct? Explain why.



Ann



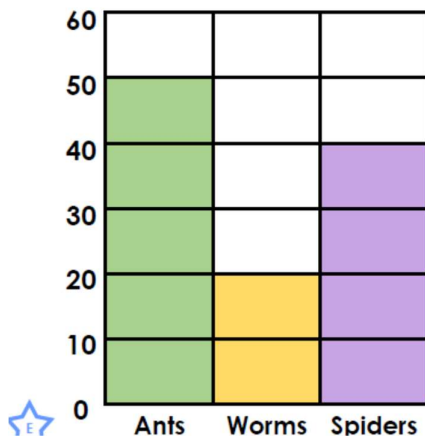
There are 35 children in classes 3 and 4 in total.

Two more children are in class 1 than class 3.

Raj



6a. Look at the three sets of data below. What is the same? What is different?



Bugs	Number
Ants	32
Worms	20
Spiders	18

Bugs	Tally
Ants	
Worms	
Spiders	