

Reading Comprehension

The Street Beneath My Feet

Year 3/4

HIAS English Team
Spring 2020
Final version

© Hampshire County Council



Using the Home Learning Materials

The materials

- Each reading booklet contains a key text and suggested activities that can be used to develop comprehension and understanding.
- The sequence should take no more than 1 hour to complete.
- Reading for pleasure, fluency and stamina should be developed through regular sustained reading using the books identified by the school.

How to use

- Read the instructions carefully before you start a task.
- Each sequence contains simple explanations and examples to help you.

How can parents, carers and siblings help?

- Read the extracts aloud with your child
- Check your child understands any new or unfamiliar vocabulary
- Adapt any of the resources and materials as you feel necessary to support your child's needs


Reading comprehension sequence


This sequence is developed around an extract from 'The Street Beneath My Feet' by Charlotte Guillain and Yuval Zoomer.

Teaching sequence:

- 1) Vocabulary and Prediction
- 2) Developing Fluency
- 3) Vocabulary check
- 4) Retrieval quiz

The Street beneath My Feet, by Charlotte Guillain and Yuval Zommer.






1. Vocabulary and Prediction

Explore the front cover of the book (previous page) and make predictions about what the book might be about. Read the vocabulary below and agree the meaning of words. Based on the front cover and title, predict which words you think will be on the first page of this book (shade these in) and leave blank the ones you think will not be.

bedrock	soil	peek
pipes	trainers	fossils
grass	magma	pathway
adventure	gutters	recycle
pavement	bugs	offices

2. Developing Fluency



Read and enjoy together the first page of the book (typed up on the next page).

Focus on:

- Expression & volume
- Phrasing
- Smoothness
- Pace

Which words were actually on the first page – were your predictions right?

When you're walking along the city streets there's always so much to see and hear. Cars and buses roar past and beep loudly. People chatter and shout to each other as they go to work and do their shopping. The shop windows are colourful and bright.


But do you ever stop to look down?

What's going on deep in the ground under your feet? Shall we take a peek? Just underneath the pavement you'll find water pipes taking water to homes, shops, schools and offices.

Here are the wires that go up into the buildings to make people's telephones work and let them use the internet. Other cables carry electricity so that everyone can watch TV, boil the kettle and turn on the lights.

When it rains, water flows through the gutters in the street. It gushes down into the storm drains below, where it is carried off to nearby rivers.

It's not all cables and pipes underground – there are living things there too. Earthworms burrow their way through the soil, loosening it up so water can flow through it. Earthworms are expert recyclers, eating dead plants in the soil. Look closely and you might see centipedes wriggling through the soil, looking for worms and small bugs to eat.



3. Vocabulary check

Use the table below to match the five words to the correct meaning (simply draw lines). Use a dictionary if it helps, focusing on use of the alphabet to find the words.

Word
peek
gushes
burrow
recycle (<i>recyclers</i> in the text)
chatter

Meaning
to use again/turn waste into something usable
to take a quick look
to talk to someone in a friendly and informal way
liquid flowing quickly in large amounts
to dig into or through something/a tunnel or hole in the ground where an animal lives

Quick quiz

Non-fiction texts are really useful for finding information. This is called retrieval. Discuss the following questions using the extract on page 7.

1. Can you name *two* things you can hear when walking along city streets.
2. What might you find just below the surface of the pavement? (Hint: you will need to find a word which means 'below' in the text)
3. Discuss the reasons why it is important to have earthworms in the soil. How many different reasons can you find?
4. Find one word in the text which is closest in meaning to 'squirming.'

HIAS English team

The HIAS English team offer a wide range of high-quality services to support schools in improving outcomes for learners, including courses, bespoke consultancy and in-house training.

During the current school closures, we are still offering school support in a variety of ways such as video conferencing, phone calls and bespoke creation of resources remotely. Coming soon will be teacher training via virtual classrooms. We would be happy to discuss your needs.

For further details referring to English, please contact:
Emma Tarrant : emma.tarrant@hants.gov.uk

For further details on the full range of services available please contact us using the following details:

Tel: 01962 874820 or email: hias.enquiries@hants.gov.uk

