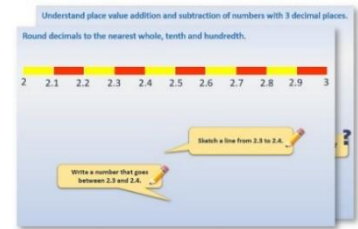


Week 11, Day 5


Calculate time intervals using the 24-hour clock.

Each day covers one maths topic. It should take you about 1 hour or just a little more.

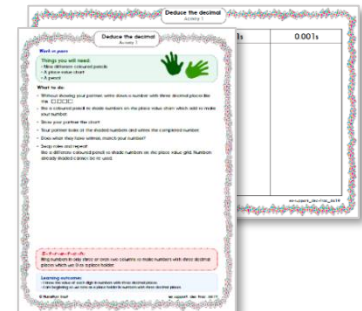
1. Start by carefully reading through the **Learning Reminders**.



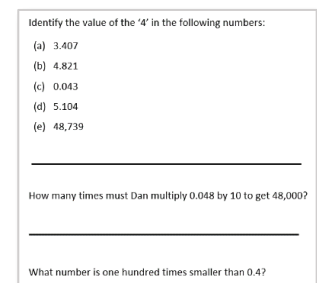
2. Tackle the questions on the **Practice Sheet**. There might be a choice of either **Mild** (easier) or **Hot** (harder)! Check the answers.



3. Finding it tricky? That's OK... have a go with a grown-up at **A Bit Stuck?**



4. Have I mastered the topic? A few questions to **Check your understanding**. Fold the page to hide the answers!



Learning Reminders

Calculate time intervals using the 24-hour clock.

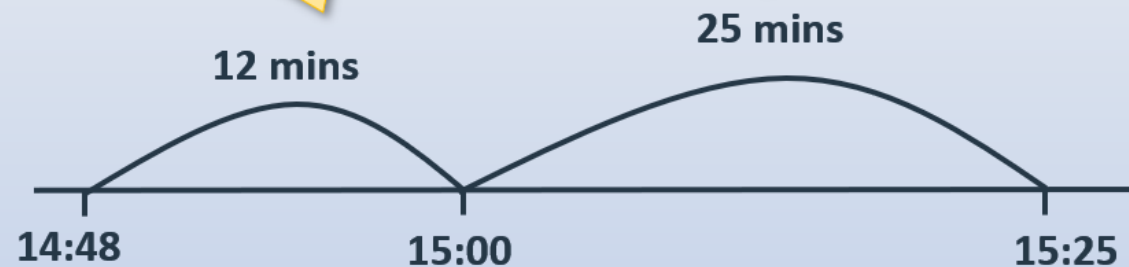
The 14:48 to Birmingham New Street is running approximately 37 minutes late as a result of sheep on the line near Worcester.

We can count on to find the new departure time.

Remember
 $37 = 12 + 25$

12 minutes to the next hour.

25 more minutes to 15:25.



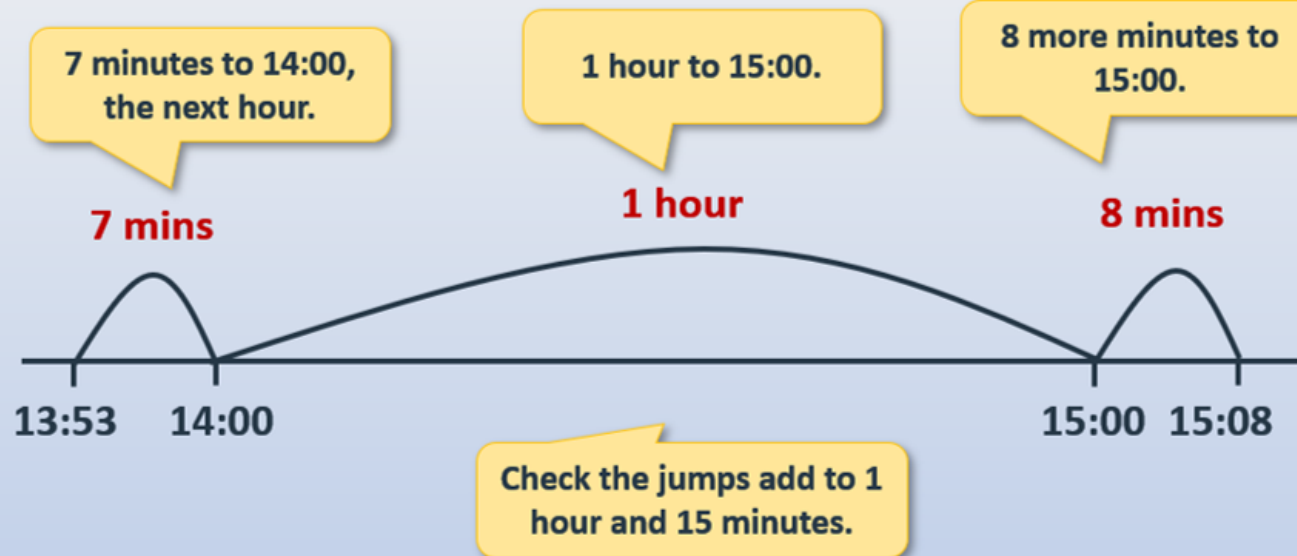
Start with the original time.

Learning Reminders

Calculate time intervals using the 24-hour clock.

The 13:53 to Penzance is running approximately 1 hour and 15 minutes late as a result of stormy weather conditions causing flooding.

What time should the train now arrive?



Practice Sheet Mild

Find a time later

	Departure time	Journey time	Arrival time
1	13:34	18 mins	
2	09:50	23 mins	
3	10:51	45 mins	
4	16:38	27 mins	
5	14:42	35 mins	
6	12:27	15 mins	
7	18:49	25 mins	
8	20:56	34 mins	

Challenge

9	09:25	1 hour 10 mins	
10	10:17	2 hours 23 mins	

Practice Sheet Hot

Chigley Line

Timetables A and B are different options for a morning railway service on the Chigley Line.

	<i>Timetable A</i>	<i>Timetable B</i>
<i>Depart from Chigley Town</i>	07:15	07:05
<i>Arrive at Chigley Parkway</i>	07:19	07:09
<i>Depart from Chigley Parkway</i>	07:22	07:16
<i>Arrive at Trumpton</i>	07:57	07:53
<i>Depart from Trumpton</i>	08:00	08:00
<i>Arrive at Two Towns Junction</i>	08:09	08:09
<i>Depart from Two Towns Junction</i>	08:12	08:16
<i>Arrive at Camberwick Green</i>	08:25	08:29

- How long does it take to travel from Chigley Parkway to Trumpton, using:
a) Timetable A b) Timetable B?
- How long does it take to travel from Trumpton to Two Towns Junction, using:
a) Timetable A b) Timetable B?
- How long does it take to travel from Trumpton to Camberwick Green using:
a) Timetable A b) Timetable B?
- How long does it take to travel from Chigley Town to Trumpton, using:
a) Timetable A b) Timetable B?
- How long does it take to travel from Chigley Parkway to Two Towns junction, using:
a) Timetable A b) Timetable B?
- How long does it take to travel the whole distance from Chigley Town to Camberwick Green, using:
a) Timetable A b) Timetable B?
- What is the same and what is different about the two timetables?

Challenge

Olga lives in Trumpton. She starts work at 08.30 in Camberwick Green. She has a 4-minute walk from the station. Which timetable would be better for her? Why?