

Our Mini beast Fact Files

Yesterday you found out lots of information about different mini beasts. Today we are going to begin our Fact Files. We are not going to be finishing them today. The rest of the week will be spent taking our time writing these out.

Our task today is to change our notes and create sentences to include good detail in our fact files.

Let's start with 'What do I look like?', make sure you look at your notes from yesterday.


Appearance (what it looks like)

14 legs
Roll itself up
Outer shell
2 antenna
Can be pink, brown or grey

What do I look like?

Woodlice are small mini beasts that are easy to find in nature. To spot this creature, you need to look for a grey creature but can be pink or brown too. They are covered in a shell which protects them. At the front of their body you will notice two antenna and their eyes are in the middle of these. They have fourteen legs altogether to help them get around. Amazingly, they are able to roll their bodies up into small balls when they are in danger.

Time to check!



Feature	Yes/No
Subheading	
Technical vocabulary	
Facts	
Opening sentence	

What do I look like?

Woodlice are small mini beasts that are easy to find in nature because of their unique appearance. To spot this creature, you need to look for a grey creature but can be pink or brown too. They are covered in a shell which protects them. At the front of their body you will notice two antenna and their eyes are in the middle of these. Amazingly, they are able to roll their bodies up into small balls when they are in danger.

NOW IT'S YOUR TURN.

Feature	Yes/No
Subheading	
Technical vocabulary	
Facts	
Opening sentence	

Start by writing about your mini beasts appearance. Remember to look at your notes from yesterday and put your ideas into full sentences like the example.

Let's start with 'What do I eat?', make sure you look at your notes from yesterday.


Diet (what it eats)

*Eats rotting plants
Mushrooms*

What do I eat?

Woodlice have a very interesting diet. They absolutely love eating plants that are rotting on the ground. The more damaged and rotten, the better. How disgusting is that! Without creatures like woodlice, dead plants would stay on the ground and start to smell. One of the favourite meals of woodlice is mushrooms. It doesn't matter what kind of mushroom, they eat them all.

Time to check!



Feature	Yes/No
Subheading	
Technical vocabulary	
Facts	
Opening sentence	

What do I eat?

Woodlice have a very interesting diet. They absolutely love eating plants that are rotting on the ground. The more damaged and rotten, the better. How disgusting is that! Without creatures like woodlice, dead plants would stay on the ground and start to smell. One of the favourite meals of woodlice is mushrooms. It doesn't matter what kind of mushroom, they eat them all.

NOW IT'S YOUR TURN.

Feature	Yes/No
Subheading	
Technical vocabulary	
Facts	
Opening sentence	

Now have a go at your section 'What do I eat?'. Remember to look at your notes from yesterday and put your ideas into full sentences like the example.

Let's start with 'How do I move?', make sure you look at your notes from yesterday.


How does it move?

Use their antenna to guide them
Crawl along
Roll into a ball for safety

How do I move?

The way woodlice move around the ground is fascinating. They use special antenna on the top of their head to help them find their way along the ground. These delicate antenna help the woodlouse crawl along and move around obstacles.

Time to check!



Feature	Yes/No
Subheading	
Technical vocabulary	
Facts	
Opening sentence	

How do I move?

The way woodlice move around the ground is fascinating. They use special antenna on the top of their head to help them find their way along the ground. These delicate antenna help the woodlouse crawl along and move around obstacles.

NOW IT'S YOUR TURN.

Feature	Yes/No
Subheading	
Technical vocabulary	
Facts	
Opening sentence	

Now have a go at your section 'How do I move?'. Remember to look at your notes from yesterday and put your ideas into full sentences like the example.


Let's start with 'Where do I live?', make sure you look at your notes from yesterday.

Where you can find it	All over the world Under logs, in dirt
-----------------------	---

Where do I live?

Amazingly, woodlice can be found all over the world. Except in the Arctic or Antarctica. You could pick up any fallen log in the forest and find them hiding underneath. They need to live in dark, damp areas. So fallen logs and holes in the ground are their favourite places to be.

Time to check!



Feature	Yes/No
Subheading	
Technical vocabulary	
Facts	
Opening sentence	

Where do I live?

Amazingly, woodlice can be found all over the world. Except in the Arctic or Antarctica. You could pick up any fallen log in the forest and find them hiding underneath. They need to live in dark, damp areas. So fallen logs and holes in the ground are their favourite places to be.

NOW IT'S YOUR TURN.

Feature	Yes/No
Subheading	
Technical vocabulary	
Facts	
Opening sentence	

Now have a go at your section 'Where do I live?'. Remember to look at your notes from yesterday and put your ideas into full sentences like the example.

Time for you to choose your favourite fact about your mini beast

Feature	Yes/No
Subheading	
Technical vocabulary	
Facts	
Opening sentence	

Did you know?

Woodlice are related to crabs and lobsters!

NOW IT'S YOUR TURN.

Feature	Yes/No
Subheading	
Technical vocabulary	
Facts	
Opening sentence	

Now have a go at your section 'Did you know?' Remember to look at your notes from yesterday and put your ideas into full sentences like the example.

NOW IT'S
YOUR TURN.

Don't forget to draw your mini beast!