




Mixed Media Flowers

You will need:


- A4 or A3 card
- coloured card
- circle templates (pre-cut for the children to use)
- felt tip pens



Choose a piece of card for your background.



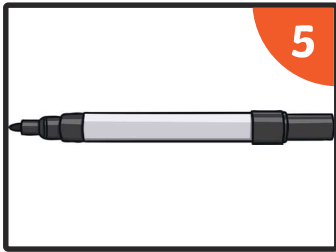
Using the circle templates, draw around each one on the coloured card and cut them out. Each flower will need 2 or 3 circles of different sizes and colours.




Stick the circles on top of one another, putting the largest at the bottom.



Stick the groups of circles on the background piece of card. Remember to spread them around.



Using a black pen, draw around the edge of each large circle and then draw the petals around. You can do this in a variety of ways.



Decorate the flowers however you like using your black pen or other pens. You may wish to use lines or dots.

Top Tip:

Add leaves onto your drawing.

