


## A Bit Stuck? Baby weigh-in

Work in pairs

### Things you will need:

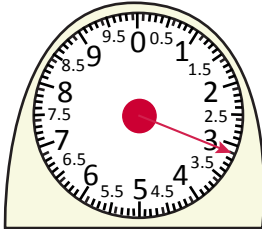
- Baby's weight table
- A pencil



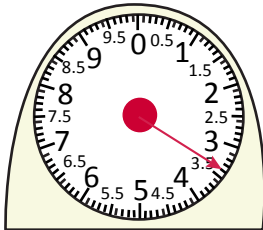
### What to do:

- Read the baby's weight at each age.  
Write each weight in your own copy of the table.

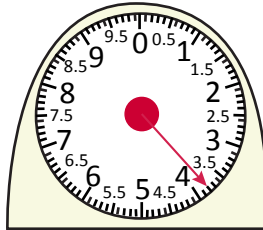
#### At birth



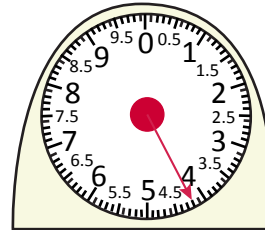
#### 1 month old



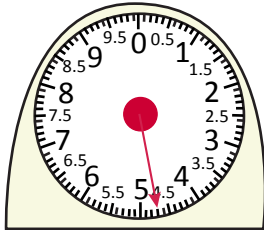
#### 2 months old



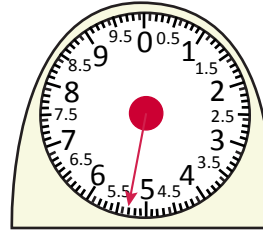
#### 3 months old



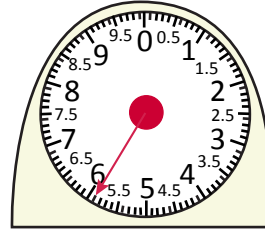
#### 4 months old



#### 5 months old



#### 6 months old



### **S-t-r-e-t-c-h:**

How much weight did the baby put on between each weigh-in?

### Learning outcomes:

- I can read scales marked in steps of 0.1kg.
- I am beginning to count up to find a difference between multiples of 0.1kg.



**A Bit Stuck?**  
**Baby weigh-in**

<b>Baby's age</b>	<b>Weight</b>
<b>At birth</b>	
<b>1 month</b>	
<b>2 months</b>	
<b>3 months</b>	
<b>4 months</b>	
<b>5 months</b>	
<b>6 months</b>	

**A Bit Stuck?**  
**Baby weigh-in**

