

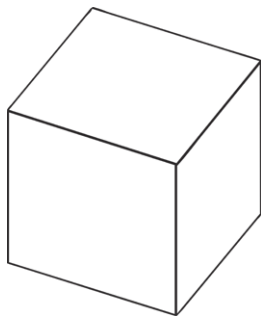


Build a Shape

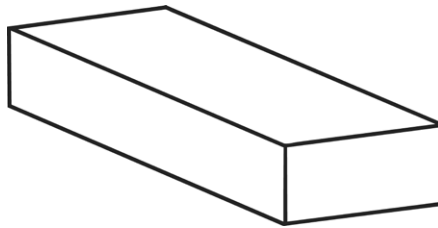
I can recognise cubes, cuboids, cones, pyramids, cylinders and spheres.



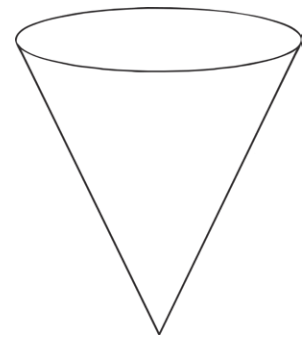
Choose one of these 3D shapes to model from playdough. Ask a partner to see if they can guess which shape you have created. Repeat for a different shape.



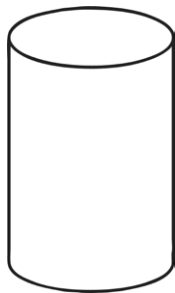
cube




cuboid



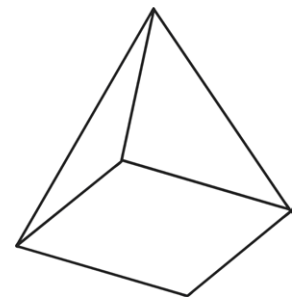
cone



cylinder



sphere



pyramid

Can you make all of these shapes?

Which shapes were easier to make? Which shapes were more difficult to make?

Can you explain why this might be?
