

Make patterns with 2D shapes



1 Draw the next two shapes in each pattern.

a)

b)


c)

2 Tick the shapes that fit in each pattern.

a)

b)

3



My pattern goes:
circle, triangle, square,
then it repeats.

a) Draw the first 9 shapes in Rosie's pattern.

b) What is the name of the 10th shape in the pattern?

c) What is the name of the shape to the right of the 5th shape?



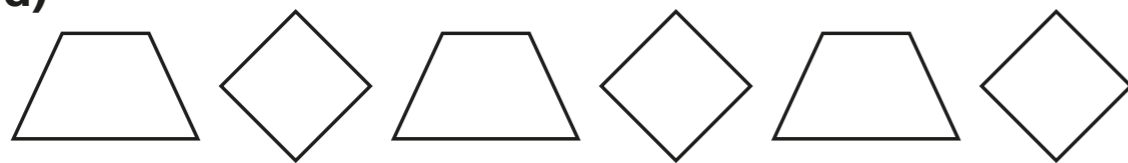
- 4 Mo makes a pattern using 4 rectangles, 4 triangles and 4 circles.

What could Mo's pattern be?

Draw two different possibilities.

- 5 Draw the 10th shape for each pattern.

a)



b)



- 6 Write your own repeating pattern of shapes.
For example: circle, rectangle, rectangle, circle, rectangle, rectangle ...

_____ , _____ , _____ , _____ , _____
_____ , _____ , _____ , _____ , _____

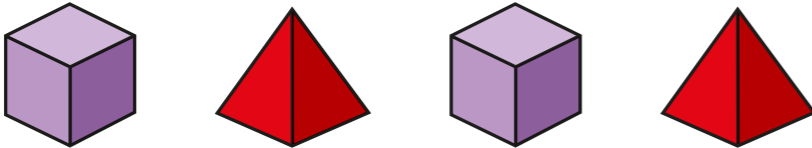
Swap with a partner and draw each other's patterns.

- 7 Draw a shape in each box to make a repeating pattern.

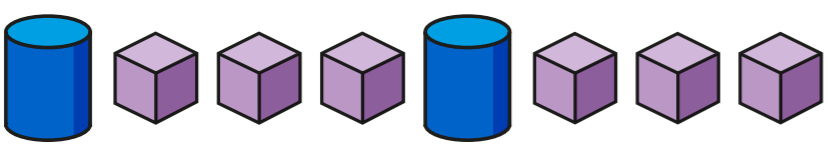
You may want to practise on a whiteboard.


Make patterns with 3D shapes

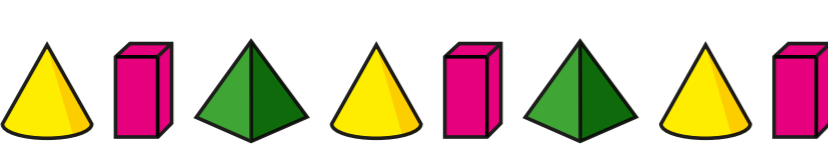
1 Draw the next shape in each pattern.

a) 

b) 

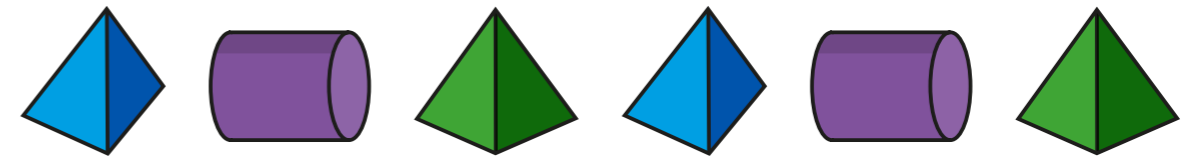
c) 

d) 

e) 



2 What is the name of the 3rd shape in the pattern?



3 Here is a pattern made with 3D shapes.



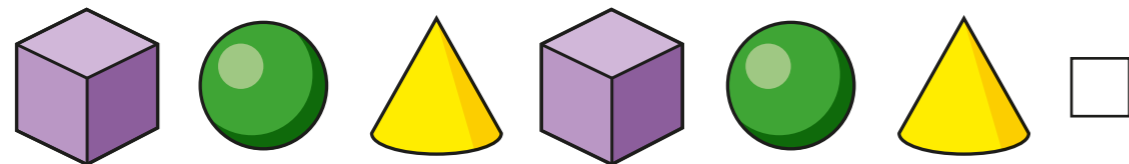
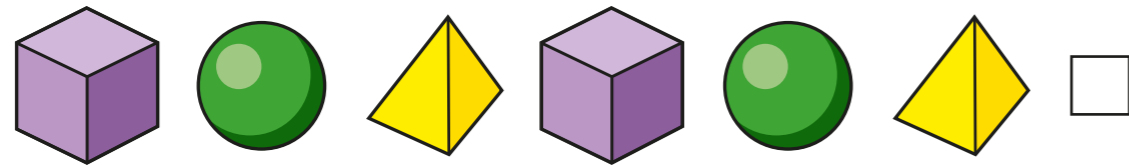
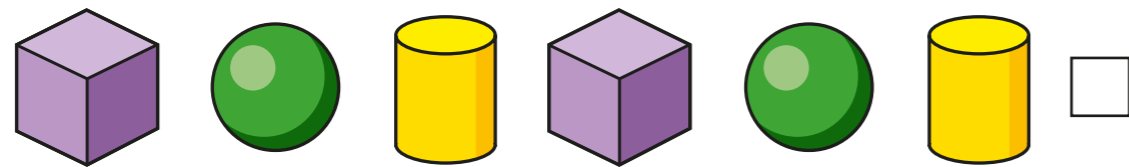
a) Write the name of the 4th shape in the pattern.

b) What would the 13th shape in the pattern be?

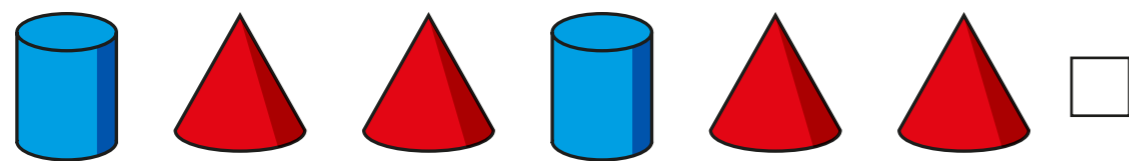
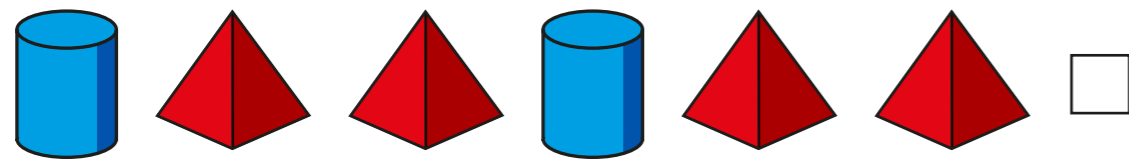
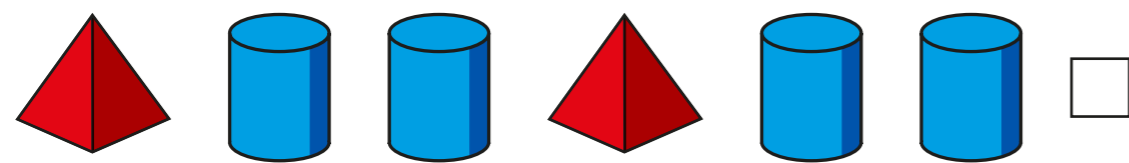


4 Tick the row that shows the pattern.

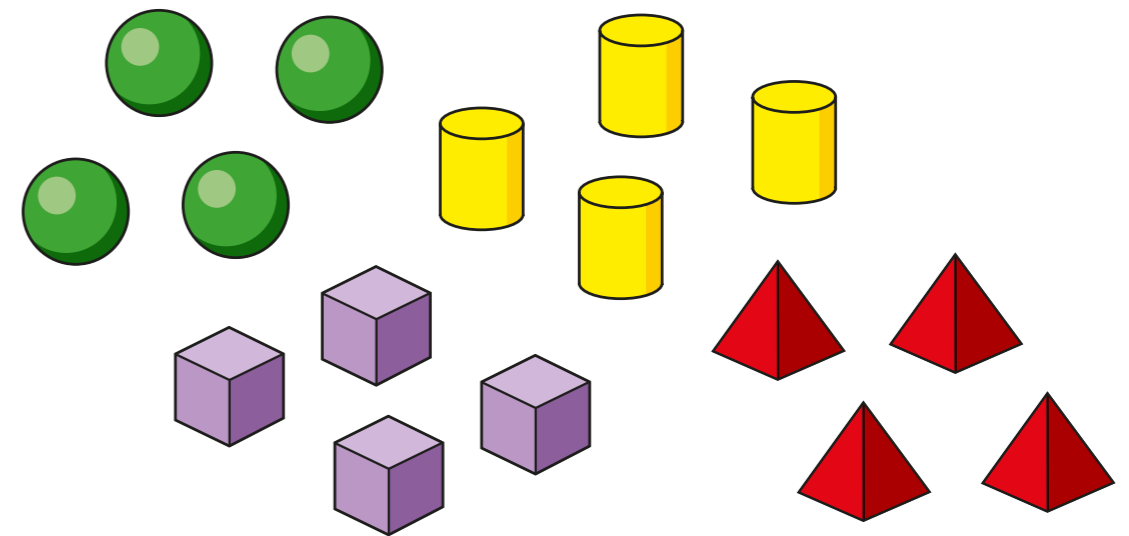
a) cube, sphere, cone, cube, sphere, cone



b) cylinder, pyramid, pyramid, cylinder, pyramid, pyramid



5 Eva is making a pattern using these shapes.



a) What pattern could Eva make?

b) Can you arrange Eva's shapes to make a symmetrical pattern?

c) Compare answers with a partner.

