



Egg Box Mouse



This has been an
"art jumpstart"
by Darrell Wakelam

... instructions on next photo






1 - Cut out the shape.



3 - Glue on eyes made from buttons, beads, or just scrunch up some tin foil.



4 - Use egg box left-overs to make eyelids, furry ears ...



... a mouth ... and any other details.

2 - Pierce holes in the nose with a sharp pencil and make with cocktail sticks, or garden wire?



This has been an "art jumpstart" by Darrell Wakelam