

Phonics – Tuesday 14<sup>th</sup> July



a-e o-e



i-e ea

Today we are going to answer some comprehension questions about 'At the seaside'.

The story is still attached, so make sure you look carefully in the text to find the answers.

You will have two different types of questions.

- 'Find It' - you need to turn to the page, read the question and find the answer.
- 'Prove It' - you need to turn to the page, read the question, find your evidence and explain why.



## Find it

Page 10: What can you put on so that you can look for fish in the sea?

Page 13: What sort of cream stops the sun from harming your skin?

Page 14: What can you buy from a van at the seaside?

Page 15: How can you help to keep the beaches clean?

## Prove it

Page 11: What should you wear in the sea if you can't swim? Why do you think this is important?

Page 13: Why do you think it is important to wear a sunhat and a T-shirt at the seaside?

### Extension:

- What can you do at the beach?
- What sort of wood do you see on a beach?
- What can you find on a beach?
- What can you put on so that the sun will not harm your skin?
- What would you like to eat and drink at the seaside?

The seaside is a good place for a holiday or a day out.  
Read about the seaside in this book.






## Things you can do

You can:

- dig in the sand with a bucket and a spade
- play ball games
- look in rock pools
- swim in the sea
- put on your mask and snorkel and look for fish in the sea






Always swim with  
an adult!



Stay close to the beach!

Put on arm bands if you  
can't swim yet!

- fish with a rod and line
- explore the caves
- play with a kite
- lie in the shade and read a book.





## Things you can see on the beach

You can see:

crabs

shells

seahorses


seaweed

stones

starfish

old bits of pot and glass

driftwood





Collect some of those things  
in your bucket or net.

**Hot sun can harm your skin!**  
**Don't forget your sun cream**  
**when you play on the beach!**  
**Put on a sunhat and a T-shirt!**






## Things you can eat and drink

You can eat:

- a picnic on the beach
- ice cream cones from the ice cream van
- fish and chips from the shop.





**Keep our beaches clean!**



**Put all your rubbish in a bag  
and take it home with you!**

You can drink:

- water
- milk shakes
- lemonade.



It's fun at the seaside!