



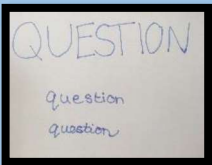



<p>Colour Coding</p> <p>Write the word using a different colour or a highlighter for the vowels (a, e, i, o and u).</p> <p>Arrive</p> <p>Now try highlighting the consonants...</p> <p>Appear</p> <p>Try this for words with unstressed vowels.</p>	<p>Spelling Scribble</p> <p>Write the word over and over again. Use a wide range of writing implements to make it fun.</p>  <p>Try this for words with soft c.</p>	<p>Pictowords</p> <p>Write the word and decorate it to show the meaning.</p>  <p>Try this for adding prefixes.</p>
<p>Word Silhouette</p> <p>Write the words and create a silhouette to match. Can your family guess the matching pairs?</p>  <p>Try this for words with ough.</p>	<p>Funny Fonts</p> <p>Write the word on your computer. Change the fonts, sizes and colours. How many different combinations can you make?</p> <p>Fruit Fruit Fruit</p> <p>Try this for words with cross curricular words.</p>	<p>Syllable Fun</p> <p>Remember a syllable is a beat. Colour in each syllable in a different colour.</p>  <p>Elephant</p> <p>Try this for words with unstressed vowels.</p>
<p>Upper and Lower</p> <p>Write the word in upper case and lower case letters.</p> <p>You can then write it using joined handwriting!</p>  <p>Try this for the 'ai' sound as ei/eigh</p>	<p>Say it, Shout it!</p> <p>Say the word out loud and emphasis the tricky part.</p> <p>Lib r ary</p> <p>Sent e nce</p> <p>Try this for words with ough</p>	<p>Throw and Catch</p> <p>Play throw and catch! Each time a person throws the ball they say the next letter of the word.</p> <p>Remember to use letter names!</p> <p>B- i- c- y- c- l -e</p>  <p>Try this for words with double consonants</p>