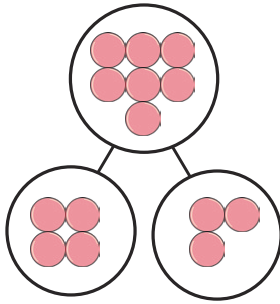
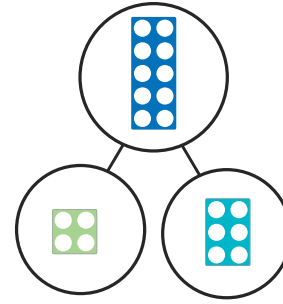


# Addition and Subtraction Fact Families within 10


For each part-whole model, write four related addition and subtraction facts.



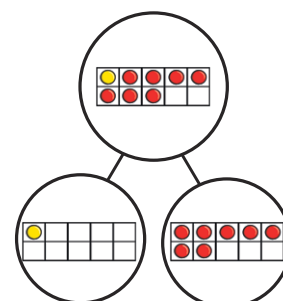
<input type="text"/>	+	<input type="text"/>	=	<input type="text"/>
<input type="text"/>	+	<input type="text"/>	=	<input type="text"/>
<input type="text"/>	-	<input type="text"/>	=	<input type="text"/>
<input type="text"/>	-	<input type="text"/>	=	<input type="text"/>



<input type="text"/>	+	<input type="text"/>	=	<input type="text"/>
<input type="text"/>	+	<input type="text"/>	=	<input type="text"/>
<input type="text"/>	-	<input type="text"/>	=	<input type="text"/>
<input type="text"/>	-	<input type="text"/>	=	<input type="text"/>



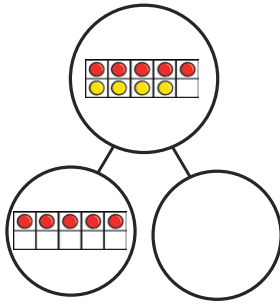
<input type="text"/>	+	<input type="text"/>	=	<input type="text"/>
<input type="text"/>	+	<input type="text"/>	=	<input type="text"/>
<input type="text"/>	-	<input type="text"/>	=	<input type="text"/>
<input type="text"/>	-	<input type="text"/>	=	<input type="text"/>



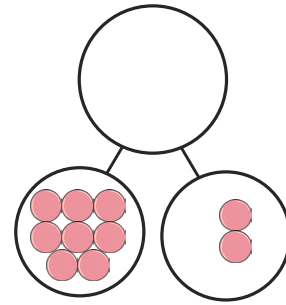
<input type="text"/>	+	<input type="text"/>	=	<input type="text"/>
<input type="text"/>	+	<input type="text"/>	=	<input type="text"/>
<input type="text"/>	-	<input type="text"/>	=	<input type="text"/>
<input type="text"/>	-	<input type="text"/>	=	<input type="text"/>

## Addition and Subtraction Fact Families within 10

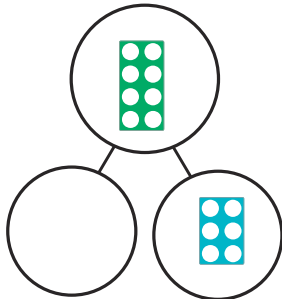
For each part-whole model, fill in the blank part or whole and then write four related addition and subtraction facts.




	+		=	
	+		=	
	-		=	
	-		=	



	+		=	
	+		=	
	-		=	
	-		=	

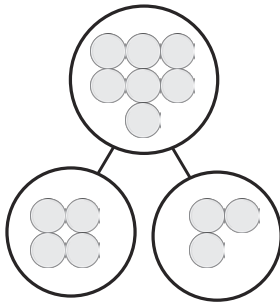


	+		=	
	+		=	
	-		=	
	-		=	



	+		=	
	+		=	
	-		=	
	-		=	

# Addition and Subtraction Fact Families within 10 **Answers**

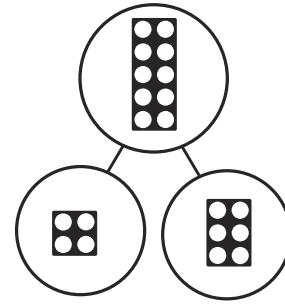


$$\boxed{4} + \boxed{3} = \boxed{7}$$

$$\boxed{3} + \boxed{4} = \boxed{7}$$

$$\boxed{7} - \boxed{3} = \boxed{4}$$

$$\boxed{7} - \boxed{4} = \boxed{3}$$

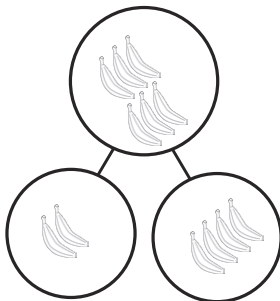


$$\boxed{6} + \boxed{4} = \boxed{10}$$

$$\boxed{4} + \boxed{6} = \boxed{10}$$

$$\boxed{10} - \boxed{6} = \boxed{4}$$

$$\boxed{10} - \boxed{4} = \boxed{6}$$

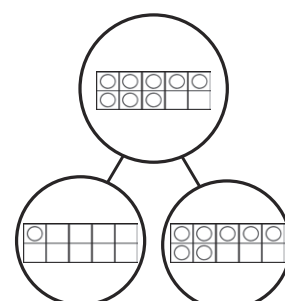


$$\boxed{2} + \boxed{4} = \boxed{6}$$

$$\boxed{4} + \boxed{2} = \boxed{6}$$

$$\boxed{6} - \boxed{2} = \boxed{4}$$

$$\boxed{6} - \boxed{4} = \boxed{2}$$



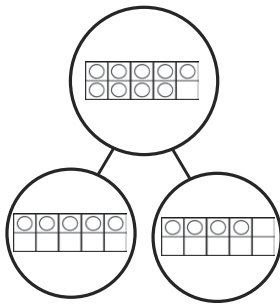
$$\boxed{7} + \boxed{1} = \boxed{8}$$

$$\boxed{1} + \boxed{7} = \boxed{8}$$

$$\boxed{8} - \boxed{7} = \boxed{1}$$

$$\boxed{8} - \boxed{1} = \boxed{7}$$

# Addition and Subtraction Fact Families within 10 **Answers**

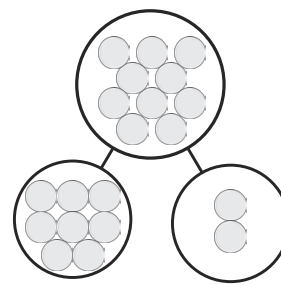


$$\boxed{5} + \boxed{4} = \boxed{9}$$

$$\boxed{4} + \boxed{5} = \boxed{9}$$

$$\boxed{9} - \boxed{5} = \boxed{4}$$

$$\boxed{9} - \boxed{4} = \boxed{5}$$

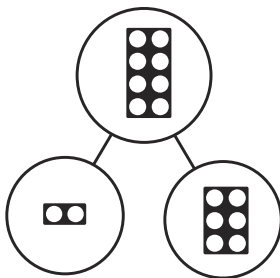


$$\boxed{8} + \boxed{2} = \boxed{10}$$

$$\boxed{2} + \boxed{8} = \boxed{10}$$

$$\boxed{10} - \boxed{8} = \boxed{2}$$

$$\boxed{10} - \boxed{2} = \boxed{8}$$

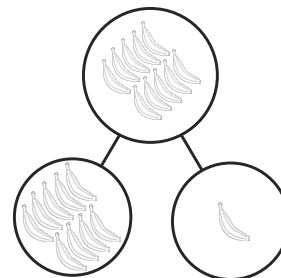


$$\boxed{2} + \boxed{6} = \boxed{8}$$

$$\boxed{6} + \boxed{2} = \boxed{8}$$

$$\boxed{8} - \boxed{2} = \boxed{6}$$

$$\boxed{8} - \boxed{6} = \boxed{2}$$



$$\boxed{9} + \boxed{1} = \boxed{10}$$

$$\boxed{1} + \boxed{9} = \boxed{10}$$

$$\boxed{10} - \boxed{9} = \boxed{1}$$

$$\boxed{10} - \boxed{1} = \boxed{9}$$